

PHOTOGRAPHIC TOUR IN NEW ZEALAND

with
NZICESCAPES IMAGES - Petr Hlavacek

KARAMEA – PUNAKAIKI

ITINERARY – 4.5 days

LOCATION

New Zealand has very unique location on planet. It is situated in the middle of Pacific Ocean on so called “Ring of Fire”, exposed to all weather patterns oceans can throw at it and thanks to its undisturbed seclusion for millions of years a natural, scenic wonderland had a chance to form. New Zealand has some of the most diverse and colourful landscapes on Earth. Quite possibly for this reasons, it is a dream destination - once in a lifetime experience for many people.

South Island with West Coast in particular is an absolute heaven for any landscape photographer, offering such a remarkable diversity on so small piece of land, which is unparalleled in the World.

In total, New Zealand has 14 National Parks. 4 are up in the North Island, 1 is in Rakiura/Stewart Island and 9 NP are on the mainland/the South Island.

We are going to shoot in Kahurangi National Park and Paparoa National Park.

Kahurangi National Park - coastal, brown/orange rivers, rainforest, Nikau Palms, limestone arches

Paparoa National Park - coastal, rivers, limestone blow holes, Nikau Palms

There will be other Reserves of special significance in which we may shoot.

The northern part of the West Coast is very special. Its amazing limestone formations, caves, arches, tannin stained brown-orange rivers and creeks running through lush green rainforest, stunning rugged coastline in Punakaiki, that all draws visitors from around the world.

All this scenery and more is comprised in 2, above mentioned, National Parks which are situated on the West Coast - Kahurangi partially and Paparoa in full. Also, it is only mostly here in the South Island where New Zealand's only palm tree - the nikau occurs....and they are gorgeous to photograph.

Remarkably different, beautiful granite beaches and grounds in Karamea prove that due to the tectonic shifts, the grounds were over millions of years conveyed over here all the way from very southern part of South Island, from Fiordland.

All these breathtaking locations awaits participants of Petr Hlavacek's photographic tours.

To reserve your place in tour, a completed Reservation Form and a non-refundable deposit is required at time of your booking. – please read our Terms & Condition before you make your reservation.

Please see or download our itinerary for this coastal and rainforest photo adventure below:

ITINERARY

Day 1 - Karamea

Dinner

Start: 7pm after individual arrivals

First evening – getting to know each other – itinerary – official start.

Night at Last Resort

Day 2 - Karamea

Breakfast, Lunch, Dinner

Today, we jump right into the business full on, as we have a lot to cover. After photographing our first sunrise in Kohaihai, we'll return back to Karamea for a quick breakfast before we return back to Kohaihai to photograph NZ native, beautiful Nikau Palms growing next to Kohaihai River. These palms grow in an abundance up in the North Island but in the South Island, it is mostly only here in the very northern part of it, right next to the Tasman Sea where they seem to like the climate. Next to these palms, we'll have a stunning, brown tannin stained Kohaihai River at our feet and we'll be crossing it over the swingbridge to access the Nikau Palm grove. Lunch will be outdoors with early dinner before we set off to capture sunset at Scotts Beach after which we'll walk back in dark. Head torches are necessary. It's about 40 min hike one way.






Night at Last Resort

Day 3 - Karamea

Breakfast, Lunch, Dinner

Our second chance for some nice sunrise shots in Kohaihai. Return back for breakfast before we set off to Oparara Valley, where we'll be photographing beautiful, juicy green rainforest, limestone formations with its famous arches, moss cloaked ancient beech forest mixed with tree ferns and stunning brown, tannin stained Oparara River. We'll return for the dinner to be ready for sunset at location of our choice.



Night at Last Resort

Day 4 - Karamea – Punakaiki

Breakfast, Dinner

Third sunrise, but today we don't have a long distance to travel so we can leave Karamea at a leisure pace. The aim is to get to Punakaiki in the late afternoon for some magical sunset on the famous pancake rocks. On our way to Punakaiki, we'll stop in Tauranga Bay for a nice cup of coffee and lunch in a stylish Bay House Cafe & Restaurant with great views over and with surfers popular bay. Since the bay is all surrounded by large boulders constantly exposed to crashing waves, there are going to be plentiful opportunities to photograph not only the bouldery coastline but also nearby seal colony, which calls it home here on these rocks. The viewing distance is approx. 20-30m from an elevated platform.

From here, it's only 30min drive to Punakaiki but those 30min will be packed with fantastic corners of the rugged coastline. We should be on our way just after the lunch time so we can make use of these corners to make some great images in the afternoon light. After checking in and some nice, early dinner in Punakaiki Resort, we'll move to our location to make some great images of the famous Pancake Rocks at sunset.



Night at Punakaiki Tavern

Day 5 - Punakaiki

Breakfast, Dinner

Today, we'll have an early start to capture some brilliant skies, as the sun rises on the east coast. Like on the last night's sunset session, ND graduated filters will be a must because lit up skies will contrast with a still in a shadow Pancake Rocks. This morning exercise will take us through for a late-ish breakfast, after which we may further explore the area. After lunch in Punakaiki, we'll drive for a few minutes to Fox River to hike a little along the river, being back to photograph sunset on beach full of amazing limestone formations.



Night at Punakaiki Tavern

End of tour after return to Punakaiki to our accommodation.

LEVEL OF FITNESS & SKILLS

Petr Hlavacek's tours/workshops are designed to suit broad range of fitness levels. However, some longer walks (2-4 hrs return) over uneven, uphill and rugged terrain may be required on some of our tours/workshops.

Therefore, good level of fitness is recommended, as well as the ability to carry your own small back pack with extra clothing, snacks and camera equipment. Please, discuss this with us if you have any concerns.

Photographers of all skill levels, from beginners to professionals will benefit from our tours. Beginner needs to have a good working knowledge of their own camera system to benefit the most from the tour.

Professionals will benefit from our tours since we take care of the logistics and bring them to the best locations straight away so they can purely concentrate on shooting, rather than waisting time scouting.

WHAT'S ON THE MENU

Peter's tours are designed to make most of the locations and weather the group we'll be presented with.

You will learn variety of creative techniques in field which professionals use to capture most compelling images, including ND Gradual and polarizing filters.

We will be pre-visualizing images, assessing light conditions, we'll learn how to find a strong composition within a scene to make a photograph speak, whether in a landscape or icescape. In the evenings, you will learn about photography RAW workflow from capture to output and how to bring the best from the image file in postproduction using Adobe Lightroom and Photoshop.

WHAT TO BRING

Due to New Zealand's location the weather can be extremely changeable. We are not going to be shooting in pouring heavy rain, but it is well possible that some rain will get us on our way to or from the location.

Below are some MUST have items for all our tours:

- camera gear
- tripod and filters
- warm layers of clothing
- hat and gloves
- waterproof clothing (jacket, pants)
- day backpack
- head torch
- sturdy boots (ankle high recommended)
- great spirit
- if possible, laptop with 5 of your favorite photos and loaded with latest version of Lightroom

SPECIFICATIONS

Due to the geographical location of New Zealand, the weather can be extremely changeable and will play a major role on our tour. For this reasons and other specifics of this tour, this itinerary is fully subject to change.

Please note - Assuming that participants on this photo adventure trip will be arriving to New Zealand for longer period of time than for the duration of the trip only, we decided not to include transportation for this tour. Instead, we expect participants to have their own transport so they can carry on in their holiday before/after the tour.

For this reason - there is no transport provided for this tour and participants are expected to arrange their own transport throughout the length of the tour, as well as getting to the Karamea location for the start of the tour.

In an effort to secure as good weather as possible for this tour, we decided not to exactly specify and book the dates; rather we've decided to select one week in which the 4.5 days of our tour will take place. This solution should give us much better chances of catching the best weather window for our photography and make the tour in this wild but truly spectacular location a great success.

Since we will be in contact with you, our clients, before and as soon as you arrive to New Zealand, we will keep you well informed and updated with weather situation. This way you will be able to adjust the time of your arrival to Karamea in best available weather window on the West Coast.

This will also give you much better chances to organize and enjoy the rest of your stay in New Zealand to your benefits.

Should you need to, we would be happy to advise and help you with booking the car, your plans and accommodation for the shoulder days around the tour.

Once in Karamea, we will continually be assessing the weather conditions on daily basis and alter the tour to the benefits of the photography. For instance, should the weather be too bright and sunny for the shoot in a bush, we may change the location and leave the bush for the overcast day if possible. These possible changes will be made by us in the mornings and during the day's development.

Many locations on our tour offer other shooting options, therefore it won't be difficult to come up with alternative location.

Some sunrises are also subject to changes, allowing clients to decide should they be tired but otherwise we will be attempting to photograph during every available sunset and sunrise.

Sessions on RAW workflow, Adobe Lightroom and Photoshop will be inserted into evenings or into time windows when suitable.

HOW RESERVE PLACE IN OUR WORKSHOP

To reserve your place in workshop, a completed Reservation Form and a non-refundable deposit is required at time of your booking – please read our Terms & Condition before you make your reservation.

For more informations and bookings, please read our Terms and Conditions before you make your reservations or contact us at:

Petr Hlavacek
NZICESCAPES IMAGES

State Highway 6
Whataroa 7857
South Westland
New Zealand

e: info@nzicescapes.com
w: nzicescapes.com
skype: [nzicescapes](https://www.skype.com/name/nzicescapes)

What's included in workshop fees:

- 5 nights accommodation
- meals as indicated in itinerary
- Tuition and guidance fees
- Goods and Services Tax
- Department of Conservation Fees
- Image reviews
- Session on photography RAW workflow
- Session on image processing - Lightroom and Photoshop workflow

What's NOT included in workshop fees:

- All air or other travel fees to arrive in New Zealand to and from the tour departure point
- All associated taxes, levies and insurances including travel insurance
- Local transport around locations and to/from starting/finishing point of the tour
- Immigration, duty, passport and visa fees where applicable
- Some meals which are not indicated in the itinerary
- Individual beverages during meals
- Optional activities such as helicopter, plane flights, boat rides, kayaks etc.
- Anything not listed in inclusions above

Price: NZ\$2,940

twin share accommodation

single occupancy surcharge - NZ\$450

Deposit: NZ\$500